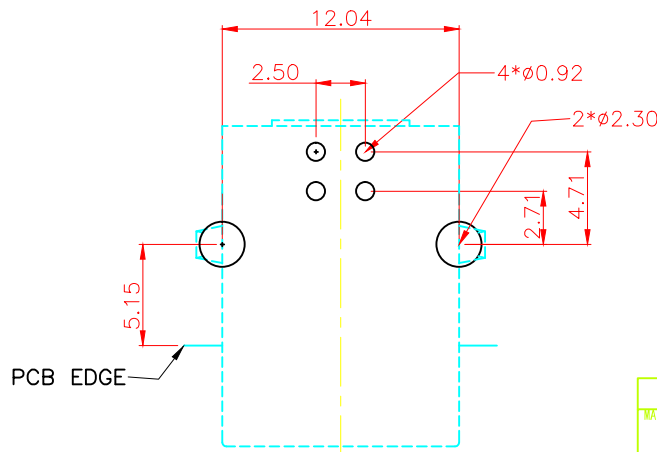
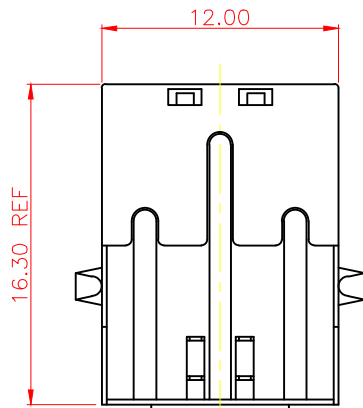
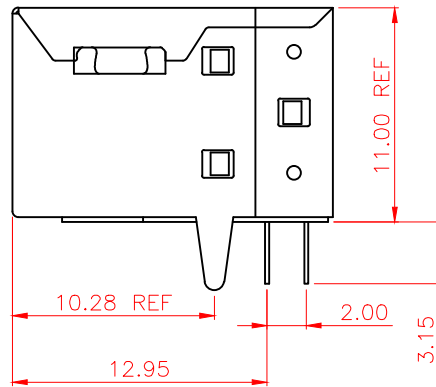
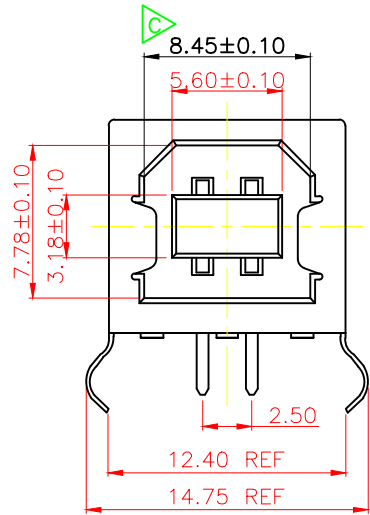


| REV. | DESCRIPTION | DATE      | DWG. | CHKD |
|------|-------------|-----------|------|------|
| 0    | PROPOSED    | '14.06.10 | B.K  | T.H  |
|      |             |           |      |      |
|      |             |           |      |      |



P.C.B LAYOUT

**ELECTRICAL CHARACTERISTICS**

Contact Current Rating: 1.0 Amperes.  
 Dielectric Withstanding Voltage: AC 500 V r.m.s.  
 Insulation Resistance: 1000 Megohms Minimum at DC 500V.  
 Contact Resistance: 30 Milliohms Maximum.  
 Operating Temperature: -55°C~85°C.

**MECHANICAL CHARACTERISTICS:**

Contact Insertion Force: 35N Maximum  
 Contact Separation Force: 10N Minimum

**MATERIALS:**

Contacts: Brass.  
 Insulator: PBT, UL 94V-0 Rated.  
 Front Shell: Brass.  
 Back Shell: Cold Roller Steel.

**MU2-X-B4FX-XXRX-46**

- 5-Unleaded Manufacturing Process (ROHS)
- Q-Unleaded Manufacturing Process (SONY)
- F-FEPI12001A
- 1-Gold Flash
- 3-Selective Gold 5u"
- 5-Selective Gold 15u"
- 6-Selective Gold 20u"
- 7-Selective Gold 30u"
- 2-PVC盒
- 3-PE袋
- 1-Front:Nickel And Back:Tin
- 2-Front:Tin And Back:Nickel
- N-Nickelage
- T-Tinning
- K-Black
- W-White

| NOTE                               | FINISH | PART NO.       | NAME               |                   | NO.      |
|------------------------------------|--------|----------------|--------------------|-------------------|----------|
| MATERIAL                           | *****  | NET WEIGHT     | COLOR              | GENERAL TOLERANCE | UNIT: mm |
|                                    | *****  | ***g           | *****              | ±0.2 ±3°          | UNIT: mm |
| FIN. & TREAT                       | *****  | GROSS WEIGHT   | SCALE              | SIZE              |          |
|                                    | *****  | ***g           | 1:1                | A4                |          |
| CUSTOMER                           | *****  | PART NO.       | MU2-X-B4FX-XXRX-46 |                   | REV.     |
| CUSTOMER PART NO.                  | *****  | PROPOSAL NO.   | ****-***-**-**     |                   | REV. *   |
| <b>MSH TECHNOLOGY</b>              |        | NAME           |                    | CSHEET 1 OF 5     |          |
| APP. '14.06.10                     |        | CHKD '14.06.10 |                    | DWG. '14.06.10    |          |
| T.HASHIMOTO                        |        | T.HASHIMOTO    |                    | B.KA              |          |
| USB B TYPE FEMALE RIGHT ANGLE TYPE |        |                |                    |                   |          |

\*\*\*\*\*